






CRANKCASE VENT FILTERS



Steel Base Rubber Top



Steel Base Chrome Top w/Stud



Steel Base Chrome Top



Rubber Base Rubber Top



Rubber Base Chrome Top

Steel Base Crankcase Vents

"One Piece Design" For Competition Use

Steel base crankcase vent filters have vent tubes swaged into base. One piece design with rubber or chrome top. Filters with mounting studs can be mounted remotely, but require vent hoses and clamps. Filters mounted direct can be pressed into rubber grommets in valve covers. All baseplates are chrome plated. Tubes are zinc.

| Vent Diameter | 2" O.D.; 1 1/2"H Rubber Top P/N | 3" O.D.; 2"H Rubber Top P/N | 2" O.D.; 1 1/2"H Chrome Top w/Stud P/N | 3" O.D.; 2"H Chrome Top P/N |
|---------------|---------------------------------|-----------------------------|--|-----------------------------|
| 3/8" O.D. | 62-1000 | — | 62-1090 | — |
| 1/2" O.D. | 62-1010 | 62-1050 | 62-1100 | 62-1140 |
| 1/2" O.D. | 62-1015 ² | — | — | — |
| 5/8" O.D. | 62-1020 | 62-1060 | 62-1110 | 62-1150 |
| 5/8" O.D. | 62-1250 ¹ | — | 62-1300 ¹ | — |
| 3/4" O.D. | 62-1030 | 62-1070 | 62-1120 | 62-1160 |
| 1" O.D. | 62-1040 | 62-1080 | 62-1130 | 62-1170 |

¹ SPECIAL 3"H FILTER

² 2" CHROME TOP

Direct Mount

Universal Clamp-On Style Racing Crankcase Vents

Filters are designed to clamp directly to metal or plastic tubing. Ideal for engines, transmissions, oil and gas tanks on racing vehicles.

| Flange I. D. | Filter Diameter | Filter Height | Rubber Top P/N | Chrome Top P/N |
|--------------|-----------------|---------------|----------------|----------------|
| 5/16" | 1 3/8" | 1 1/8" | — | 62-2470 |
| 9/16" | 1 3/8" | 1 1/8" | — | 62-2480 |
| 3/8" | 2" | 1 1/2" | — | 62-1320 |
| 1/2" | 2" | 1 1/2" | — | 62-1330 |
| 5/8" | 2" | 1 1/2" | — | 62-1340 |
| 3/4" | 2" | 1 1/2" | — | 62-1360 |
| 1" | 2" | 1 1/2" | — | 62-1370 |
| 1" | 3" | 2 1/4" | 62-1410 | 62-1420 |
| 1 1/4" | 3" | 2 1/2" | 62-1380 | 62-1390 |
| 1 3/8" | 3" | 2 1/2" | 62-1430 | 62-1440 |
| 1 1/2" | 3" | 2 1/2" | 62-1450 | 62-1460 |
| 1 3/4" | 3" | 2 1/2" | 62-1470 | 62-1480 |

These filters are legal ONLY for racing vehicles. Not applicable, nor intended for use on emission controlled street or highway vehicles. These filters are not applicable, nor intended for use on aircraft.

BLE SERVICE • QUALITY CRAFTSMANSHIP • RELIABLE PARTS • DEPENDABLE SERVICE • QUALITY CRAFTSMAN



173



LEXINGTON MOORESVILLE
I(800)222-6805 • I(800)615-6759
FAX: I(336)249-4922 • www.centralhp.com